

Disc Brush Specification Form

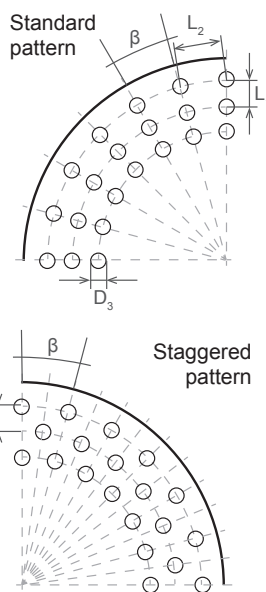
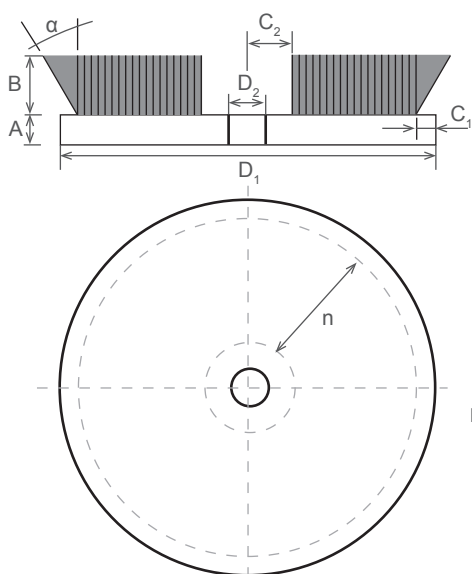
Brushworks®

Customer Details

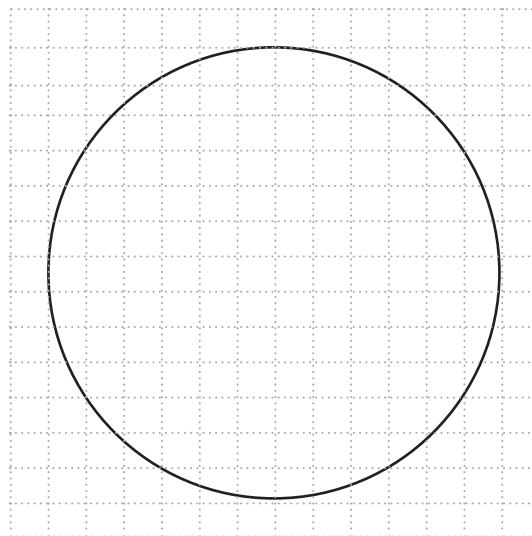
Contact Person: Company Name:

Phone: Fax:

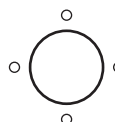
Email:



Drawing of the bore and disc attachment type incl. all dimensions



Examples



Filling pattern

☐ Staggered

☐ Standard

Stock material

☐ Wood

☐ Plastic

Dimensions

A Stock thickness [mm]

B Trim height [mm]

C₁ Edge of the disc to the centre of the 1st row [mm]

C₂ Centre of the disc to the centre of the last row [mm]

D₁ Disc diameter [mm]

D₂ Bore diameter [mm]

D₃ Tuft hole diameter [mm]

L₁ Distance between the rows [mm]

L₂ Distance between the holes 1st row [mm]

n Number of the rows

α Angle [degrees] (max. 50°)

β Angle [degrees]

Filling material

Type:

Gauge:

Quantity:

Preferred Delivery Date:

Please print, scan and email, or fax this form to:

Talus Industries NZ Ltd

Custom-made Products Department

Ph: +64 0800 100 345 | Fax: +64 0800 500 345 | Email: sales@talusindustries.co.nz